

SUMMARY OF APPROPRIATIONS, ALLOTMENTS, OBLIGATIONS AND BALANCES BY OBJECT OF EXPENDITURES

As of the Quarter Ending September 30, 2019

Department: State Universities and Colleges (SUCs)

Agency: Quirino State University

Operating Unit: N/A

Organization Code (UACS): 08025000000

Fund Cluster: 01 - Regular Agency Fund

Authorization: 01 - Current Year Appropriations

Report Status:

Particulars	UACS CODE	Appropriation			Allotments					Current Year Obligations					Current Year Disbursements					Balances				
		Authorized Appropriation	Adjustments (Transfer To)/From	Adjusted Appropriations	Allotments Received	Adjustments (Withdrawal, Realignment)	Transfer To	Transfer From	Adjusted Total Allotments	1st Quarter	2nd Quarter	3rd Quarter	4th Quarter	Total	1st Quarter	2nd Quarter	3rd Quarter	4th Quarter	Total	Unreleased Appropriations	Unobligated Allotment	Unpaid Obligations		
										Ending	Ending	Ending	Endin Dec. 31		Ending	Ending	Ending	Ending				Due and Demandable	Not Yet Due and Demandable	
1	2	3	4	5=(3+4)	6	7	8	9	10=[(6+(-)7]-8+9]	11	12	13	14	15=(11+12+13+14)	16	17	18	19	20=(16+17+18+19)	21=(5-10)	22=(10-15)	23	24	
I. Agency Specific Budget																								
Specific Budgets of National Government Agencies	1101101	171,734,000.00		171,734,000.00	170,490,000.00					170,490,000.00	30,625,719.35	41,226,883.32	42,594,027.91		114,446,630.58	27,081,289.82	42,632,006.03	35,780,940.33		105,494,236.18	1,244,000.00	56,043,369.42	1,189,530.55	7,762,863.85
Personnel Services		129,755,000.00		129,755,000.00	128,511,000.00					128,511,000.00	24,843,963.42	37,882,843.70	26,567,089.83		89,293,896.95	24,472,552.20	38,116,153.02	26,579,126.92		89,167,832.14	1,244,000.00	39,217,103.05	126,064.81	
Salaries and Wages	5010100000	96,577,000.00		96,577,000.00	96,577,000.00					96,577,000.00	22,125,131.75	25,849,925.89	23,968,576.45		71,943,634.09	22,077,545.60	25,781,768.46	24,058,956.84		71,918,270.90	-	24,633,365.91	25,363.19	
Salaries and Wages - Regular	5010101000	96,250,000.00		96,250,000.00	96,250,000.00					96,250,000.00	22,095,278.12	25,812,206.18	23,935,144.00		71,842,628.30	22,047,691.97	25,747,612.69	24,021,960.45		71,817,265.11	-	24,407,371.70	25,363.19	
Basic Salary - Civilian	5010101001	96,250,000.00		96,250,000.00	96,250,000.00					96,250,000.00	22,095,278.12	25,812,206.18	23,935,144.00		71,842,628.30	22,047,691.97	25,747,612.69	24,021,960.45		71,817,265.11	-	24,407,371.70	25,363.19	
Salaries and Wages - Casual/Contractual	5010102000	327,000.00		327,000.00	327,000.00					327,000.00	29,853.63	37,719.71	33,432.45		101,005.79	29,853.63	34,155.77	36,996.39		101,005.79	-	225,994.21	0.00	
Salaries and Wages - Casual/Contractual	5010102000	327,000.00		327,000.00	327,000.00					327,000.00	29,853.63	37,719.71	33,432.45		101,005.79	29,853.63	34,155.77	36,996.39		101,005.79	-	225,994.21	0.00	
Other Compensation	5010200000	29,735,000.00		29,735,000.00	29,735,000.00					29,735,000.00	2,258,190.45	11,615,150.09	2,154,387.07		16,027,727.61	1,962,118.27	11,888,963.95	2,075,943.77		15,927,025.99	-	13,707,272.39	100,701.62	
Personal Economic Relief Allowance (PERA)	5010201000	6,576,000.00		6,576,000.00	6,576,000.00					6,576,000.00	1,617,277.30	1,624,418.50	1,620,000.00		4,861,695.80	1,617,277.30	1,624,418.50	1,620,000.00		4,861,695.80	-	1,714,304.20	0.00	
PERA - Civilian	5010201001	6,576,000.00		6,576,000.00	6,576,000.00					6,576,000.00	1,617,277.30	1,624,418.50	1,620,000.00		4,861,695.80	1,617,277.30	1,624,418.50	1,620,000.00		4,861,695.80	-	1,714,304.20	0.00	
Representation Allowance (RA)	5010202000	228,000.00		228,000.00	228,000.00					228,000.00	82,500.00	82,500.00	82,500.00		247,500.00	73,500.00	91,500.00	82,500.00		247,500.00	-	-19,500.00	0.00	
Representation Allowance (RA)	5010202000	228,000.00		228,000.00	228,000.00					228,000.00	82,500.00	82,500.00	82,500.00		247,500.00	73,500.00	91,500.00	82,500.00		247,500.00	-	-19,500.00	0.00	
Transportation Allowance (TA)	5010203000	228,000.00		228,000.00	228,000.00					228,000.00	82,500.00	55,500.00	82,500.00		220,500.00	82,500.00	55,500.00	82,500.00		220,500.00	-	7,500.00	0.00	
Transportation Allowance (TA)	5010203001	228,000.00		228,000.00	228,000.00					228,000.00	82,500.00	55,500.00	82,500.00		220,500.00	82,500.00	55,500.00	82,500.00		220,500.00	-	7,500.00	0.00	
Clothing/Uniform Allowance	5010204000	1,644,000.00		1,644,000.00	1,644,000.00					1,644,000.00		1,572,000.00	18,000.00		1,590,000.00		1,572,000.00	18,000.00		1,590,000.00	-	54,000.00	0.00	
Clothing/Uniform Allowance-Civilian	5010204001	1,644,000.00		1,644,000.00	1,644,000.00					1,644,000.00		1,572,000.00	18,000.00		1,590,000.00		1,572,000.00	18,000.00		1,590,000.00	-	54,000.00	0.00	
Subsistence Allowance (SA)	5010205000	54,000.00		54,000.00	54,000.00					54,000.00	18,000.00	-	18,000.00		0.00					0.00	-	54,000.00	0.00	
Subsistence Allowance - Magna Carta for Public Health Workers under R.A. 7305	5010205003	54,000.00		54,000.00	54,000.00					54,000.00	18,000.00	-	18,000.00		0.00					0.00	-	54,000.00	0.00	
Laundry Allowance (LA)	5010206000	5,000.00		5,000.00	5,000.00					5,000.00	1,750.00	-	1,750.00		0.00					0.00	-	5,000.00	0.00	
Laundry Allowance - Magna Carta Benefits for Public Health Workers under R.A. 7305	5010206003	5,000.00		5,000.00	5,000.00					5,000.00	1,750.00	-	1,750.00		0.00					0.00	-	5,000.00	0.00	
Honoraria	5010210000	1,903,000.00		1,903,000.00	1,903,000.00					1,903,000.00	382,413.15	309,380.34	295,894.32		987,687.81	188,840.97	492,426.20	217,451.02		898,718.19	-	915,312.19	88,969.62	
Honoraria - Civilian	5010210001	1,903,000.00		1,903,000.00	1,903,000.00					1,903,000.00	382,413.15	309,380.34	295,894.32		987,687.81	188,840.97	492,426.20	217,451.02		898,718.19	-	915,312.19	88,969.62	
Hazard Pay (HP)	5010211000	315,000.00		315,000.00	315,000.00					315,000.00	73,750.00	-	29,214.75		100,028.00		44,535.25	55,492.75		100,028.00	-	214,972.00	0.00	

FAR No. 1-A

SUMMARY OF APPROPRIATIONS, ALLOTMENTS, OBLIGATIONS AND BALANCES BY OBJECT OF EXPENDITURES

As of the Quarter Ending September 30, 2019

Department: State Universities and Colleges (SUCs)

Agency: Quirino State University

Operating Unit: N/A

Organization Code (UACS): 08025000000

Fund Cluster: 01 - Regular Agency Fund

Authorization: 01 - Current Year Appropriations

Report Status:

Particulars	UACS CODE	Appropriation			Allotments					Current Year Obligations					Current Year Disbursements					Balances			
		Authorized Appropriation	Adjustments (Transfer To)/From	Adjusted Appropriations	Allotments Received	Adjustments (Withdrawal, Realignment)	Transfer To	Transfer From	Adjusted Total Allotments	1st Quarter	2nd Quarter	3rd Quarter	4th Quarter	Total	1st Quarter	2nd Quarter	3rd Quarter	4th Quarter	Total	Unreleased Appropriations	Unobligated Allotment	Unpaid Obligations	
										Ending	Ending	Ending	Endin Dec. 31		Ending	Ending	Ending	Ending				21=(5-10)	22=(10-15)
1	2	3	4	5=(3+4)	6	7	8	9	10=[(6+(-)7)-8+9]	11	12	13	14	15=(11+12+13+14)	16	17	18	19	20=(16+17+18+19)	21=(5-10)	22=(10-15)	23	24
HP - Magna Carta Benefits for Public Health Workers under R.A. 7305	5010211005	315,000.00		315,000.00	315,000.00				315,000.00	73,750.00	-	29,214.75	55,492.75	100,028.00		44,535.25	55,492.75		100,028.00	-	214,972.00	0.00	
Year-end Bonus	5010214000	8,021,000.00		8,021,000.00	8,021,000.00				8,021,000.00		-			0.00					0.00	-	8,021,000.00	0.00	
Year-end Bonus-Civilian	5010214001	8,021,000.00		8,021,000.00	8,021,000.00				8,021,000.00					0.00					0.00	-	8,021,000.00	0.00	
Cash Gift	5010215000	1,370,000.00		1,370,000.00	1,370,000.00				1,370,000.00		-			0.00					0.00	-	1,370,000.00	0.00	
Cash Gift-Civilian	5010215001	1,370,000.00		1,370,000.00	1,370,000.00				1,370,000.00					0.00					0.00	-	1,370,000.00	0.00	
Productivity Incentive Allowance	5010299000	9,391,000.00		9,391,000.00	9,391,000.00				9,391,000.00		8,020,316.00	-		8,020,316.00		8,008,584.00	-		8,008,584.00	-	1,370,684.00	11,732.00	
Productivity Enhancement Incentive	5010299012	1,370,000.00		1,370,000.00	1,370,000.00				1,370,000.00					0.00					0.00	-	1,370,000.00	0.00	
Mid-year Bonus - Civilian	5010299036	8,021,000.00		8,021,000.00	8,021,000.00				8,021,000.00		8,020,316.00	-		8,020,316.00		8,008,584.00			8,008,584.00	-	684.00	11,732.00	
Personnel Benefit Contributions	5010300000	1,803,000.00		1,803,000.00	1,803,000.00				1,803,000.00	429,090.10	445,520.61	444,126.31		1,318,737.02	429,090.10	445,420.61	444,226.31		1,318,737.02	-	484,262.98	0.00	
Pag-IBIG Contributions	5010302000	329,000.00		329,000.00	329,000.00				329,000.00	76,000.00	85,556.32	81,000.00		242,556.32	76,000.00	85,556.32	81,000.00		242,556.32	-	86,443.68	0.00	
Pag-IBIG - Civilian	5010302001	329,000.00		329,000.00	329,000.00				329,000.00	76,000.00	85,556.32	81,000.00		242,556.32	76,000.00	85,556.32	81,000.00		242,556.32	-	86,443.68	0.00	
PhilHealth Contributions	5010303000	1,145,000.00		1,145,000.00	1,145,000.00				1,145,000.00	272,190.10	279,238.34	282,426.31		833,854.75	272,190.10	279,238.34	282,426.31		833,854.75	-	311,145.25	0.00	
PhilHealth - Civilian	5010303001	1,145,000.00		1,145,000.00	1,145,000.00				1,145,000.00	272,190.10	279,238.34	282,426.31		833,854.75	272,190.10	279,238.34	282,426.31		833,854.75	-	311,145.25	0.00	
Employees Compensation Insurance Premiums (EPIP)	5010304000	329,000.00		329,000.00	329,000.00				329,000.00	80,900.00	80,725.95	80,700.00		242,325.95	80,900.00	80,625.95	80,800.00		242,325.95	-	86,674.05	0.00	
EPIP - Civilian	5010304001	329,000.00		329,000.00	329,000.00				329,000.00	80,900.00	80,725.95	80,700.00		242,325.95	80,900.00	80,625.95	80,800.00		242,325.95	-	86,674.05	0.00	
Other Personnel Benefits	5010400000	1,640,000.00		1,640,000.00	396,000.00				396,000.00	31,551.12	-	27,752.89	-	3,798.23	3,798.23	-	-		3,798.23	1,244,000.00	392,201.77	0.00	
Terminal Leave Benefits	5010403000	1,244,000.00		1,244,000.00	-				-					0.00					0.00	1,244,000.00	0.00	0.00	
Terminal Leave Benefits-Civilian	5010403001	1,244,000.00		1,244,000.00										0.00					0.00	1,244,000.00	0.00	0.00	
Other Personnel Benefits	5010499000	396,000.00		396,000.00	396,000.00				396,000.00	31,551.12	-	27,752.89	-	3,798.23	3,798.23				3,798.23	-	392,201.77	0.00	
Lump-sum for Step Increments - Length of Service	5010499010	241,000.00		241,000.00	241,000.00				241,000.00	31,551.12	-	27,752.89	-	3,798.23	3,798.23				3,798.23	-	237,201.77	0.00	
Loyalty Award	5010499015	155,000.00		155,000.00	155,000.00				155,000.00					0.00					0.00	-	155,000.00	0.00	
Maintenance and Other Operating Expenses		31,879,000.00		31,879,000.00	31,879,000.00				31,879,000.00	5,781,755.93	3,344,039.62	6,743,032.34		15,868,827.89	2,608,737.62	4,515,853.01	7,571,386.52		14,695,977.15	-	16,010,172.11	1,063,465.74	109,385.00
Traveling Expenses	5020100000	1,597,000.00	- 314,253.06	1,282,746.94	1,597,000.00	- 314,253.06			1,282,746.94	34,957.00	126,454.05	88,185.00		249,596.05	34,957.00	57,836.42	153,524.63		246,318.05	-	1,033,150.89	3,278.00	-
Traveling Expenses - Local	5020101000	1,597,000.00	- 361,270.69	1,235,729.31	1,597,000.00	- 361,270.69			1,235,729.31	34,957.00	79,436.42	88,185.00		202,578.42	34,957.00	57,836.42	106,507.00		199,300.42	-	1,033,150.89	3,278.00	

FAR No. 1-A

SUMMARY OF APPROPRIATIONS, ALLOTMENTS, OBLIGATIONS AND BALANCES BY OBJECT OF EXPENDITURES

As of the Quarter Ending September 30, 2019

Department: State Universities and Colleges (SUCs)

Agency: Quirino State University

Operating Unit: N/A

Organization Code (UACS): 08025000000

Fund Cluster: 01 - Regular Agency Fund

Authorization: 01 - Current Year Appropriations

Report Status:

Particulars	UACS CODE	Appropriation			Allotments					Current Year Obligations					Current Year Disbursements					Balances			
		Authorized Appropriation	Adjustments (Transfer To)/From	Adjusted Appropriations	Allotments Received	Adjustments (Withdrawal, Realignment)	Transfer To	Transfer From	Adjusted Total Allotments	1st Quarter	2nd Quarter	3rd Quarter	4th Quarter	Total	1st Quarter	2nd Quarter	3rd Quarter	4th Quarter	Total	Unreleased Appropriations	Unobligated Allotment	Unpaid Obligations	
										Ending	Ending	Ending	Endin Dec. 31		Ending	Ending	Ending	Ending				Due and Demandable	Not Yet Due and Demandable
1	2	3	4	5=(3+4)	6	7	8	9	10=[(6+(-)7]-8+9]	11	12	13	14	15=(11+12+13+14)	16	17	18	19	20=(16+17+18+19)	21=(5-10)	22=(10-15)	23	24
Traveling Expenses - Local	5020101000	1,597,000.00	- 361,270.69	1,235,729.31	1,597,000.00	- 361,270.69			1,235,729.31	34,957.00	79,436.42	88,185.00		202,578.42	34,957.00	57,836.42	106,507.00		199,300.42	-	1,033,150.89	3,278.00	
Traveling Expenses - Foreign	5020101000		47,017.63	47,017.63		47,017.63			47,017.63		47,017.63			47,017.63			47,017.63		47,017.63	-	0.00	0.00	
Training and Scholarship Expenses	5020200000	2,580,000.00		2,580,000.00	2,580,000.00				2,580,000.00	371,832.72	537,702.76	850,504.29		1,760,039.77	319,401.00	409,497.06	1,027,526.71		1,756,424.77	-	819,960.23	3,615.00	
Training Expenses	5020201000	2,580,000.00		2,580,000.00	2,580,000.00				2,580,000.00	371,832.72	537,702.76	850,504.29		1,760,039.77	319,401.00	409,497.06	1,027,526.71		1,756,424.77	-	819,960.23	3,615.00	
Training Expenses	5020201002	2,580,000.00		2,580,000.00	2,580,000.00				2,580,000.00	371,832.72	537,702.76	850,504.29		1,760,039.77	319,401.00	409,497.06	1,027,526.71		1,756,424.77	-	819,960.23	3,615.00	
Supplies and Materials Expenses	5020300000	10,520,000.00	-	10,520,000.00	10,520,000.00	-			10,520,000.00	1,775,989.51	205,962.37	1,837,361.65		3,819,313.53	459,777.33	1,007,566.96	1,640,437.50		3,107,781.79	-	6,700,686.47	647,036.74	64,495.00
Office Supplies Expenses	5020301000	3,976,000.00	-	3,976,000.00	3,976,000.00	-			3,976,000.00	1,222,750.00	- 489,393.86	- 56,799.33		676,556.81	89,635.74	272,632.90	207,780.17		570,048.81	-	3,299,443.19	106,508.00	
Office Supplies Expenses	5020301002	3,976,000.00		3,976,000.00	3,976,000.00				3,976,000.00	1,222,750.00	- 489,393.86	- 56,799.33		676,556.81	89,635.74	272,632.90	207,780.17		570,048.81	-	3,299,443.19	106,508.00	
Accountable Forms Expenses	5020302000	200,000.00		200,000.00	200,000.00				200,000.00	137,270.00	12,000.00	12,450.00		161,720.00	137,270.00	- 2,400.00	26,850.00		161,720.00	-	38,280.00	0.00	
Accountable Forms Expenses	5020302000	200,000.00		200,000.00	200,000.00				200,000.00	137,270.00	12,000.00	12,450.00		161,720.00	137,270.00	- 2,400.00	26,850.00		161,720.00	-	38,280.00	0.00	
Drugs and Medicines	5020307000											17,295.00		17,295.00			10,980.00		10,980.00		-17,295.00	0.00	6,315.00
Medical, Dental and Laboratory Supplies Expenses	5020308000	750,000.00		750,000.00	750,000.00				750,000.00			14,240.00		14,240.00			6,060.00		6,060.00	-	735,760.00	0.00	8,180.00
Medical, Dental and Laboratory Supplies Expenses	5020308000	750,000.00		750,000.00	750,000.00				750,000.00			14,240.00		14,240.00			6,060.00		6,060.00	-	735,760.00	0.00	8,180.00
Fuel, Oil and Lubricants Expenses	5020309000	1,260,000.00		1,260,000.00	1,260,000.00				1,260,000.00	81,230.37	99,947.43	215,843.48		397,021.28	62,088.45	97,733.01	235,413.98		395,235.44	-	862,978.72	1,785.84	
Fuel, Oil and Lubricants Expenses	5020309000	1,260,000.00		1,260,000.00	1,260,000.00				1,260,000.00	81,230.37	99,947.43	215,843.48		397,021.28	62,088.45	97,733.01	235,413.98		395,235.44	-	862,978.72	1,785.84	
Agricultural and Marine Supplies Expenses	5020310000	550,000.00		550,000.00	550,000.00				550,000.00	8,790.00	-	51,900.00		60,690.00	8,790.00	-	38,840.00		47,630.00	-	489,310.00	13,060.00	
Agricultural and Marine Supplies Expenses	5020310000	550,000.00		550,000.00	550,000.00				550,000.00	8,790.00	-	51,900.00		60,690.00	8,790.00	-	38,840.00		47,630.00	-	489,310.00	13,060.00	
Textbooks and Instructional Materials Expenses	5020311000	550,000.00		550,000.00	550,000.00				550,000.00	107,415.00	98,310.00	145,134.00		350,859.00	107,415.00	98,310.00	98,989.00		304,714.00	-	199,141.00	46,145.00	
Textbooks and Instructional Materials Expenses	5020311001	550,000.00		550,000.00	550,000.00				550,000.00	107,415.00	98,310.00	145,134.00		350,859.00	107,415.00	98,310.00	98,989.00		304,714.00	-	199,141.00	46,145.00	
Semi-Expendable Machinery and Equipment Expenses	5020321000		72,229.30	72,229.30	-	72,229.30			72,229.30	48,994.30	23,235.00	48,056.24		120,285.54	19,824.30	29,170.00	36,522.24		85,516.54	-	-48,056.24	34,769.00	
Office Equipment												3,930.09				3,930.09			3,930.09				
Information and Communications Technology Equipment	5020321003		36,545.25	36,545.25		36,545.25			36,545.25	22,550.25	13,995.00	28,827.00		65,372.25	4,120.25	18,430.00	13,995.00		36,545.25	-	-28,827.00	28,827.00	

FAR No. 1-A

SUMMARY OF APPROPRIATIONS, ALLOTMENTS, OBLIGATIONS AND BALANCES BY OBJECT OF EXPENDITURES

As of the Quarter Ending September 30, 2019

Department: State Universities and Colleges (SUCs)

Agency: Quirino State University

Operating Unit: N/A

Organization Code (UACS): 08025000000

Fund Cluster: 01 - Regular Agency Fund

Authorization: 01 - Current Year Appropriations

Report Status:

Particulars	UACS CODE	Appropriation			Allotments					Current Year Obligations					Current Year Disbursements					Balances			
		Authorized Appropriation	Adjustments (Transfer To)/From	Adjusted Appropriations	Allotments Received	Adjustments (Withdrawal, Realignment)	Transfer To	Transfer From	Adjusted Total Allotments	1st Quarter	2nd Quarter	3rd Quarter	4th Quarter	Total	1st Quarter	2nd Quarter	3rd Quarter	4th Quarter	Total	Unreleased Appropriations	Unobligated Allotment	Unpaid Obligations	
										Ending	Ending	Ending	Endin Dec. 31		Ending	Ending	Ending	Ending				Ending	Ending
1	2	3	4	5=(3+4)	6	7	8	9	10=[(6+(-)7)-8+9]	11	12	13	14	15=(11+12+13+14)	16	17	18	19	20=(16+17+18+19)	21=(5-10)	22=(10-15)	23	24
<i>Agricultural and Forestry Equipment</i>	5020321004		1,560.00	1,560.00		1,560.00			1,560.00	1,560.00	-	-		1,560.00		1,560.00			1,560.00	-	0.00	0.00	
<i>Technical and Scientific Equipment</i>												4,982.00											
<i>Other Machinery and Equipment</i>	5020321099		34,124.05	34,124.05		34,124.05			34,124.05	24,884.05	9,240.00	10,317.15		44,441.20	15,704.05	9,180.00	18,597.15		43,481.20	-	-10,317.15	960.00	
<i>Semi-Expendable Furniture and Fixtures</i>	5020322000		115,760.00	115,760.00		115,760.00			115,760.00		115,760.00	368,520.00		484,280.00		106,980.00	112,603.50		219,583.50	-	-368,520.00	229,696.50	35,000.00
<i>Furniture and Fixtures</i>	5020322001		115,760.00	115,760.00		115,760.00			115,760.00		115,760.00	368,520.00		484,280.00		106,980.00	112,603.50		219,583.50	-	-368,520.00	229,696.50	35,000.00
<i>Other Supplies and Materials Expenses</i>	5020399000	3,234,000.00	- 187,989.30	3,046,010.70	3,234,000.00	- 187,989.30			3,046,010.70	169,539.84	346,103.80	1,020,722.26		1,536,365.90	34,753.84	405,141.05	866,398.61		1,306,293.50	-	1,509,644.80	215,072.40	15,000.00
<i>Other Supplies and Materials Expenses</i>	5020399000	3,234,000.00	- 187,989.30	3,046,010.70	3,234,000.00	- 187,989.30			3,046,010.70	169,539.84	346,103.80	1,020,722.26		1,536,365.90	34,753.84	405,141.05	866,398.61		1,306,293.50	-	1,509,644.80	215,072.40	15,000.00
Utility Expenses	5020400000	7,760,000.00		7,760,000.00	7,760,000.00				7,760,000.00	894,086.67	896,732.52	1,705,099.06		3,495,918.25	522,588.93	1,071,355.26	1,899,784.06		3,493,728.25	-	4,264,081.75	2,190.00	
<i>Electricity Expenses</i>	5020402000	7,760,000.00		7,760,000.00	7,760,000.00				7,760,000.00	894,086.67	896,732.52	1,705,099.06		3,495,918.25	522,588.93	1,071,355.26	1,899,784.06		3,493,728.25	-	4,264,081.75	2,190.00	
<i>Electricity Expenses</i>	5020402000	7,760,000.00		7,760,000.00	7,760,000.00				7,760,000.00	894,086.67	896,732.52	1,705,099.06		3,495,918.25	522,588.93	1,071,355.26	1,899,784.06		3,493,728.25	-	4,264,081.75	2,190.00	
Communication Expenses	5020500000	235,000.00		235,000.00	235,000.00				235,000.00	27,532.01	13,879.84	33,285.88		74,697.73	24,419.33	16,992.52	25,684.88		67,096.73	-	160,302.27	7,601.00	
<i>Postage and Courier Services</i>	5020501000	48,000.00		48,000.00	48,000.00				48,000.00	947	1,340.00	3,845.00		6,132.00	947	1,340.00	3,135.00		5,422.00	-	41,868.00	710.00	
<i>Postage and Courier Services</i>	5020501000	48,000.00		48,000.00	48,000.00				48,000.00	947	1,340.00	3,845.00		6,132.00	947	1,340.00	3,135.00		5,422.00	-	41,868.00	710.00	
<i>Telephone Expenses</i>	5020502000	133,000.00		133,000.00	133,000.00				133,000.00	14,171.01	9,485.84	20,386.88		44,043.73	11,058.33	12,598.52	13,495.88		37,152.73	-	88,956.27	6,891.00	
<i>Mobile</i>	5020502001	133,000.00		133,000.00	133,000.00				133,000.00	14,171.01	9,485.84	20,386.88		44,043.73	11,058.33	12,598.52	13,495.88		37,152.73	-	88,956.27	6,891.00	
<i>Internet Subscription Expenses</i>	5020503000	54,000.00		54,000.00	54,000.00				54,000.00	12,414.00	3,054.00	9,054.00		24,522.00	12,414.00	3,054.00	9,054.00		24,522.00	-	29,478.00	0.00	
<i>Internet Subscription Expenses</i>	5020503000	54,000.00		54,000.00	54,000.00				54,000.00	12,414.00	3,054.00	9,054.00		24,522.00	12,414.00	3,054.00	9,054.00		24,522.00	-	29,478.00	0.00	
Confidential, Intelligence and Extraordinary Expenses	5021000000	118,000.00		118,000.00	118,000.00				118,000.00	9,713.15	30,000.00	16,159.00		55,872.15	9,713.15	-	46,159.00		55,872.15	-	62,127.85	0.00	
<i>Extraordinary and Miscellaneous Expenses</i>	5021003000	118,000.00		118,000.00	118,000.00				118,000.00	9,713.15	30,000.00	16,159.00		55,872.15	9,713.15	-	46,159.00		55,872.15	-	62,127.85	0.00	
<i>Extraordinary and Miscellaneous Expenses</i>	5021003000	118,000.00		118,000.00	118,000.00				118,000.00	9,713.15	30,000.00	16,159.00		55,872.15	9,713.15	-	46,159.00		55,872.15	-	62,127.85	0.00	
Professional Services	5021100000	306,000.00	131,085.00	437,085.00	306,000.00				437,085.00	124,461.00	140,329.00	35,061.00		299,851.00	115,093.00	102,107.50	82,650.50		299,851.00	-	137,234.00	0.00	
<i>Legal Services</i>	5021101000	96,000.00		96,000.00	96,000.00				96,000.00	1,200.00	- 40.00	400.00		1,560.00	1,200.00	- 40.00	400.00		1,560.00	-	94,440.00	0.00	
<i>Legal Services</i>	5021101000	96,000.00		96,000.00	96,000.00				96,000.00	1,200.00	- 40.00	400.00		1,560.00	1,200.00	- 40.00	400.00		1,560.00	-	94,440.00	0.00	
<i>Auditing Services</i>	5021102000	100,000.00		100,000.00	100,000.00				100,000.00	320	22,225.00	6,248.00		28,793.00		-	28,793.00		28,793.00	-	71,207.00	0.00	
<i>Auditing Services</i>	5021102000	100,000.00		100,000.00	100,000.00				100,000.00	320	22,225.00	6,248.00		28,793.00		-	28,793.00		28,793.00	-	71,207.00	0.00	

FAR No. 1-A

SUMMARY OF APPROPRIATIONS, ALLOTMENTS, OBLIGATIONS AND BALANCES BY OBJECT OF EXPENDITURES

As of the Quarter Ending September 30, 2019

Department: State Universities and Colleges (SUCs)

Agency: Quirino State University

Operating Unit: N/A

Organization Code (UACS): 08025000000

Fund Cluster: 01 - Regular Agency Fund

Authorization: 01 - Current Year Appropriations

Report Status:

Particulars	UACS CODE	Appropriation			Allotments					Current Year Obligations					Current Year Disbursements					Balances			
		Authorized Appropriation	Adjustments (Transfer To)/From	Adjusted Appropriations	Allotments Received	Adjustments (Withdrawal, Realignment)	Transfer To	Transfer From	Adjusted Total Allotments	1st Quarter	2nd Quarter	3rd Quarter	4th Quarter	Total	1st Quarter	2nd Quarter	3rd Quarter	4th Quarter	Total	Unreleased Appropriations	Unobligated Allotment	Unpaid Obligations	
										Ending	Ending	Ending	Endin Dec. 31		Ending	Ending	Ending	Ending				Due and Demandable	Not Yet Due and Demandable
1	2	3	4	5=(3+4)	6	7	8	9	10=[(6+(-)7]-8+9]	11	12	13	14	15=(11+12+13+14)	16	17	18	19	20=(16+17+18+19)	21=(5-10)	22=(10-15)	23	24
Other Professional Services	5021199000	110,000.00	131,085.00	241,085.00	110,000.00	131,085.00			241,085.00	122,941.00	118,144.00	28,413.00		269,498.00	113,893.00	102,147.50	53,457.50		269,498.00	-	-28,413.00	0.00	
Other Professional Services	5021199000	110,000.00	131,085.00	241,085.00	110,000.00	131,085.00			241,085.00	122,941.00	118,144.00	28,413.00		269,498.00	113,893.00	102,147.50	53,457.50		269,498.00	-	-28,413.00	0.00	
General Services	5021200000	4,013,000.00	- 131,085.00	3,881,915.00	4,013,000.00				3,881,915.00	509,981.44	617,304.10	1,096,412.03		2,223,697.57	490,211.94	458,225.60	1,275,260.03		2,223,697.57	-	1,658,217.43	0.00	
Janitorial Services	5021202000	120,000.00		120,000.00	120,000.00				120,000.00	60,676.00	49,826.00	89,512.50		200,014.50	54,376.00	48,776.00	96,862.50		200,014.50	-	-80,014.50	0.00	
Janitorial Services	5021202000	120,000.00		120,000.00	120,000.00				120,000.00	60,676.00	49,826.00	89,512.50		200,014.50	54,376.00	48,776.00	96,862.50		200,014.50	-	-80,014.50	0.00	
Security Services	5021203000	1,440,000.00		1,440,000.00	1,440,000.00				1,440,000.00	267,163.44	293,249.60	396,500.00		956,913.04	267,163.44	233,749.60	456,000.00		956,913.04	-	483,086.96	0.00	
Security Services	5021203000	1,440,000.00		1,440,000.00	1,440,000.00				1,440,000.00	267,163.44	293,249.60	396,500.00		956,913.04	267,163.44	233,749.60	456,000.00		956,913.04	-	483,086.96	0.00	
Other General Services	5021299000	2,453,000.00	- 131,085.00	2,321,915.00	2,453,000.00	- 131,085.00			2,321,915.00	182,142.00	274,228.50	610,399.53		1,066,770.03	168,672.50	175,700.00	722,397.53		1,066,770.03	-	1,255,144.97	0.00	
Other General Services	5021299099	2,453,000.00	- 131,085.00	2,321,915.00	2,453,000.00	- 131,085.00			2,321,915.00	182,142.00	274,228.50	610,399.53		1,066,770.03	168,672.50	175,700.00	722,397.53		1,066,770.03	-	1,255,144.97	0.00	
Repairs and Maintenance	5021300000	2,100,000.00		2,100,000.00	2,100,000.00				2,100,000.00	871,164.09	13,356.57	599,372.06		1,483,892.72	36,557.60	476,253.06	526,447.06		1,039,257.72	-	616,107.28	399,745.00	44,890.00
Repairs and Maintenance - Buildings and Other Structures	5021304000	1,510,000.00	-	1,510,000.00	1,510,000.00				1,510,000.00	834,606.49	- 35,876.49	514,125.00		1,312,855.00		438,880.00	429,340.00		868,220.00	-	197,145.00	399,745.00	44,890.00
Buildings	5021304001	1,000,000.00	- 288,730.00	711,270.00	1,000,000.00	- 288,730.00			711,270.00			491,545.00		491,545.00			91,800.00		91,800.00	-	219,725.00	399,745.00	
School Buildings	5021304002	510,000.00	288,730.00	798,730.00	510,000.00	288,730.00			798,730.00	834,606.49	- 35,876.49	22,580.00		821,310.00		438,880.00	337,540.00		776,420.00	-	-22,580.00	0.00	44,890.00
Repairs and Maintenance - Equipment	5021304000	290,000.00		290,000.00	290,000.00				290,000.00		8,600.00	9,602.00		18,202.00		8,600.00	9,602.00		18,202.00	-	271,798.00	0.00	
Office Equipment	5021305002	100,000.00		100,000.00	100,000.00				100,000.00					0.00					0.00	-	100,000.00	0.00	
ICT Equipment	5021305003	190,000.00		190,000.00	190,000.00				190,000.00		8,600.00	-		8,600.00		8,600.00			8,600.00	-	181,400.00	0.00	
Agricultural and Forestry Equipment												9,602.00		9,602.00			9,602.00		9,602.00				
Repairs and Maintenance - Transportation Equipment	5021306000	300,000.00		300,000.00	300,000.00				300,000.00	36,557.60	40,633.06	75,645.06		152,835.72	36,557.60	28,773.06	87,505.06		152,835.72	-	147,164.28	0.00	
Motor Vehicles	5021306001	300,000.00		300,000.00	300,000.00				300,000.00	36,557.60	40,633.06	75,645.06		152,835.72	36,557.60	28,773.06	87,505.06		152,835.72	-	147,164.28	0.00	
Taxes, Insurance Premiums and Other Fees	5021500000	1,328,000.00		1,328,000.00	1,328,000.00				1,328,000.00	72,150.34	549,153.65	17,108.69		638,412.68	72,150.34	548,195.57	18,066.77		638,412.68	-	689,587.32	0.00	
Fidelity Bond Premiums	5021502000	200,000.00		200,000.00	200,000.00				200,000.00	27,087.25	-	3,375.00		30,462.25	27,087.25	-	3,375.00		30,462.25	-	169,537.75	0.00	
Fidelity Bond Premiums	5021502000	200,000.00		200,000.00	200,000.00				200,000.00	27,087.25	-	3,375.00		30,462.25	27,087.25	-	3,375.00		30,462.25	-	169,537.75	0.00	
Insurance Expenses	5021503000	1,128,000.00		1,128,000.00	1,128,000.00				1,128,000.00	45,063.09	549,153.65	13,733.69		607,950.43	45,063.09	548,195.57	14,691.77		607,950.43	-	520,049.57	0.00	
Insurance Expenses	5021503000	1,128,000.00		1,128,000.00	1,128,000.00				1,128,000.00	45,063.09	549,153.65	13,733.69		607,950.43	45,063.09	548,195.57	14,691.77		607,950.43	-	520,049.57	0.00	
Labor and Wages	5021600000	600,000.00		600,000.00	600,000.00				600,000.00	68,000.00	120,712.00	52,500.00		241,212.00	61,000.00	59,762.00	120,450.00		241,212.00	-	358,788.00	0.00	

FAR No. 1-A

SUMMARY OF APPROPRIATIONS, ALLOTMENTS, OBLIGATIONS AND BALANCES BY OBJECT OF EXPENDITURES

As of the Quarter Ending September 30, 2019

Department: State Universities and Colleges (SUCs)

Agency: Quirino State University

Operating Unit: N/A

Organization Code (UACS): 08025000000

Fund Cluster: 01 - Regular Agency Fund

Authorization: 01 - Current Year Appropriations

Report Status:

Particulars	UACS CODE	Appropriation			Allotments					Current Year Obligations					Current Year Disbursements					Balances			
		Authorized Appropriation	Adjustments (Transfer To)/From	Adjusted Appropriations	Allotments Received	Adjustments (Withdrawal, Realignment)	Transfer To	Transfer From	Adjusted Total Allotments	1st Quarter	2nd Quarter	3rd Quarter	4th Quarter	Total	1st Quarter	2nd Quarter	3rd Quarter	4th Quarter	Total	Unreleased Appropriations	Unobligated Allotment	Unpaid Obligations	
										Ending	Ending	Ending	Endin Dec. 31		Ending	Ending	Ending	Ending				Due and Demandable	Not Yet Due and Demandable
1	2	3	4	5=(3+4)	6	7	8	9	10=[(6+(-)7]-8+9]	11	12	13	14	15=(11+12+13+14)	16	17	18	19	20=(16+17+18+19)	21=(5-10)	22=(10-15)	23	24
Labor and Wages	5021601000	600,000.00		600,000.00	600,000.00				600,000.00	68,000.00	120,712.00	52,500.00		241,212.00	61,000.00	59,762.00	120,450.00		241,212.00	-	358,788.00	0.00	
Labor and Wages	5021601000	600,000.00		600,000.00	600,000.00				600,000.00	68,000.00	120,712.00	52,500.00		241,212.00	61,000.00	59,762.00	120,450.00		241,212.00	-	358,788.00	0.00	
Other Maintenance and Operating Expenses	5029900000	722,000.00	314,253.06	1,036,253.06	722,000.00	314,253.06			1,036,253.06	1,021,888.00	92,452.76	411,983.68		1,526,324.44	462,868.00	308,061.06	755,395.38		1,526,324.44	-	-490,071.38	0.00	
Advertising Expenses	5029901000	79,000.00	- 66,546.70	12,453.30	79,000.00	- 66,546.70			12,453.30			2,000.00		2,000.00			2,000.00		2,000.00	-	10,453.30	0.00	
Advertising Expenses	5029901000	79,000.00	- 66,546.70	12,453.30	79,000.00	- 66,546.70			12,453.30			2,000.00		2,000.00			2,000.00		2,000.00	-	10,453.30	0.00	
Printing and Publication Expenses	5029902000	219,000.00	- 100,000.00	119,000.00	219,000.00	- 100,000.00			119,000.00	3,654.00	48,887.00	1,924.00		54,465.00	3,654.00	13,460.00	37,351.00		54,465.00	-	64,535.00	0.00	
Printing and Publication Expenses	5029902000	219,000.00	- 100,000.00	119,000.00	219,000.00	- 100,000.00			119,000.00	3,654.00	48,887.00	1,924.00		54,465.00	3,654.00	13,460.00	37,351.00		54,465.00	-	64,535.00	0.00	
Representation Expenses	5029903000	273,000.00	166,546.70	439,546.70	273,000.00	166,546.70			439,546.70	198,214.00	241,332.70	249,359.68		688,906.38	198,214.00	181,063.00	309,629.38		688,906.38	-	-249,359.68	0.00	
Representation Expenses	5029903000	273,000.00	166,546.70	439,546.70	273,000.00	166,546.70			439,546.70	198,214.00	241,332.70	249,359.68		688,906.38	198,214.00	181,063.00	309,629.38		688,906.38	-	-249,359.68	0.00	
Membership Dues and Contributions to Organizations	5029906000	118,000.00		118,000.00	118,000.00				118,000.00	78,000.00	9,000.00	1,500.00		88,500.00	58,000.00	23,000.00	7,500.00		88,500.00	-	29,500.00	0.00	
Membership Dues and Contributions to Organizations	5029906000	118,000.00		118,000.00	118,000.00				118,000.00	78,000.00	9,000.00	1,500.00		88,500.00	58,000.00	23,000.00	7,500.00		88,500.00	-	29,500.00	0.00	
Subscription Expenses	5029907000	12,000.00		12,000.00	12,000.00				12,000.00					0.00					0.00	-	12,000.00	0.00	
Subscription Expenses	5029907000	12,000.00		12,000.00	12,000.00				12,000.00					0.00					0.00	-	12,000.00	0.00	
Other Maintenance and Operating Expenses	5029999000	21,000.00	314,253.06	335,253.06	21,000.00	314,253.06			335,253.06	742,020.00	- 206,766.94	157,200.00		692,453.06	203,000.00	90,538.06	398,915.00		692,453.06	-	-357,200.00	0.00	
Other Maintenance and Operating Expenses	5029999099	21,000.00	314,253.06	335,253.06	21,000.00	314,253.06			335,253.06	742,020.00	- 206,766.94	157,200.00		692,453.06	203,000.00	90,538.06	398,915.00		692,453.06	-	-357,200.00	0.00	
Capital Outlays		10,100,000.00		10,100,000.00	10,100,000.00				10,100,000.00			9,283,905.74		9,283,905.74			1,630,426.89		1,630,426.89	-	816,094.26	-	7,653,478.85
Property, Plant and Equipment Outlay	5060400000	10,100,000.00		10,100,000.00	10,100,000.00				10,100,000.00			9,283,905.74		9,283,905.74			1,630,426.89		1,630,426.89	-	816,094.26	-	2,603,479.85
Buildings and Other Structures	5060404000	5,000,000.00		5,000,000.00	5,000,000.00				5,000,000.00			4,233,906.74		4,233,906.74			1,630,426.89		1,630,426.89	-	766,093.26	0.00	2,603,479.85
Buildings	5060404001	5,000,000.00		5,000,000.00	5,000,000.00				5,000,000.00			4,233,906.74		4,233,906.74			1,630,426.89		1,630,426.89	-	766,093.26	0.00	2,603,479.85
Machinery and Equipment Outlay	5060405000	5,100,000.00		5,100,000.00	5,100,000.00				5,100,000.00			5,049,999.00		5,049,999.00					0.00	-	50,001.00	0.00	5,049,999.00
Motor Vehicles	5060405000	5,100,000.00		5,100,000.00	5,100,000.00				5,100,000.00			5,049,999.00		5,049,999.00					0.00	-	50,001.00	0.00	5,049,999.00
														0.00					0.00	-	0.00	0.00	
II. Automatic Appropriations														0.00					0.00	-	0.00	0.00	
Retirement and Life Insurance Premiums	1104102	11,550,000.00		11,550,000.00	11,550,000.00				11,550,000.00	2,606,886.94	2,978,686.62	2,811,702.88		8,397,276.44	2,601,176.61	2,958,472.41	2,837,627.42		8,397,276.44	-	3,152,723.56	0.00	
Personnel Services		11,550,000.00		11,550,000.00	11,550,000.00				11,550,000.00	2,606,886.94	2,978,686.62	2,811,702.88		8,397,276.44	2,601,176.61	2,958,472.41	2,837,627.42		8,397,276.44	-	3,152,723.56	0.00	

FAR No. 1-A

SUMMARY OF APPROPRIATIONS, ALLOTMENTS, OBLIGATIONS AND BALANCES BY OBJECT OF EXPENDITURES

As of the Quarter Ending September 30, 2019

Department: State Universities and Colleges (SUCs)

Agency: Quirino State University

Operating Unit: N/A


Organization Code (UACS): 08025000000


Fund Cluster: 01 - Regular Agency Fund


Authorization: 01 - Current Year Appropriations


Report Status:

Particulars	UACS CODE	Appropriation			Allotments					Current Year Obligations					Current Year Disbursements					Balances			
		Authorized Appropriation	Adjustments (Transfer To)/From	Adjusted Appropriations	Allotments Received	Adjustments (Withdrawal, Realignment)	Transfer To	Transfer From	Adjusted Total Allotments	1st Quarter	2nd Quarter	3rd Quarter	4th Quarter	Total	1st Quarter	2nd Quarter	3rd Quarter	4th Quarter	Total	Unreleased Appropriations	Unobligated Allotment	Unpaid Obligations	
										Ending	Ending	Ending	Endin Dec. 31		Ending	Ending	Ending	Ending				Ending	Ending
3	4	5=(3+4)	6	7	8	9	10=[(6+(-)7]-8+9]	11	12	13	14	15=(11+12+13+14)	16	17	18	19	20=(16+17+18+19)	21=(5-10)	22=(10-15)	23	24		
Personnel Benefit Contributions	5010300000	11,550,000.00		11,550,000.00	11,550,000.00			11,550,000.00	2,606,886.94	2,978,686.62	2,811,702.88		8,397,276.44	2,601,176.61	2,958,472.41	2,837,627.42		8,397,276.44	-	3,152,723.56	0.00		
Retirement and Life Insurance Premiums	5010301000	11,550,000.00		11,550,000.00	11,550,000.00			11,550,000.00	2,606,886.94	2,978,686.62	2,811,702.88		8,397,276.44	2,601,176.61	2,958,472.41	2,837,627.42		8,397,276.44	-	3,152,723.56	0.00		
Retirement and Life Insurance Premiums	5010301000	11,550,000.00		11,550,000.00	11,550,000.00			11,550,000.00	2,606,886.94	2,978,686.62	2,811,702.88		8,397,276.44	2,601,176.61	2,958,472.41	2,837,627.42		8,397,276.44	-	3,152,723.56	0.00		
													0.00					0.00	-	0.00	0.00		
III. Special Purpose Fund													0.00					0.00	-	0.00	0.00		
Pension and Gratuity Fund	1101407	640,679.00		640,679.00	640,679.00			640,679.00		640,679.00	-		640,679.00		640,679.00			640,679.00	-	0.00	0.00		
Personnel Services		640,679.00		640,679.00	640,679.00			640,679.00		640,679.00	-		640,679.00		640,679.00			640,679.00	-	0.00	0.00		
Other Personnel Benefits	5010400000	640,679.00		640,679.00	640,679.00			640,679.00		640,679.00	-		640,679.00		640,679.00			640,679.00	-	0.00	0.00		
Terminal Leave Benefits	5010403000	640,679.00		640,679.00	640,679.00			640,679.00		640,679.00	-		640,679.00		640,679.00			640,679.00	-	0.00	0.00		
Terminal Leave Benefits - Civilian	5010403001	640,679.00		640,679.00	640,679.00			640,679.00		640,679.00	-		640,679.00		640,679.00			640,679.00	-	0.00	0.00		
Grand Total		183,924,679.00		183,924,679.00	182,680,679.00			182,680,679.00	33,232,606.29	44,846,248.94	45,405,730.79		123,484,586.02	29,682,466.43	46,231,157.44	38,618,567.75		114,532,191.62	1,244,000.00	59,196,092.98	1,189,530.55	7,762,863.85	

Certified Correct: 
CHERRY P. COLLADO
 Agency Budget Officer

Certified Correct: 
LEILA M. SABBALUCCA
 Accountant III

Recommended By: 
ANGELINA D. AMBONON, DPA
 VP-Admin. & Finance

Approved By: 
SAMUEL O. BENIGNO, Ph.D.
 University President

Approved By: 
SAMUEL O. BENIGNO, Ph.D.
 University President